



Relightable



Smart light. Clear water. Brighter tomorrow.

www.hydroniqs.eu/relightable

Why do professionals choose Relightable?

Relightable focuses on creating a unique atmosphere in and around the pool through lighting. To achieve this, they developed products that reflect the positive atmosphere we expect from a pool.

A relaxed, stress-free and carefree installation and use. That is why Relightable offers the complete package, from lighting to cabling, mounting tools, electrical drivers, connectivity and user interface.



SUSTAINABLY DESIGNED FOR THE FUTURE

All components are designed to guarantee a long lifespan. From the base materials to the integration, production and installation method. With one focus: creating products that are sustainable and therefore have a low impact on the environment.




SUBTLY PRESENT, MAXIMALLY INTEGRATED

Relightable designs products that perform and fit the pool environment. As a result, our products are barely noticeable, as they integrate seamlessly in and around the pool. This applies to the pool lighting with minimal thickness and transparent covers, but also to the control systems that are compact and easy to install and require minimal space and wiring.



DRIVEN BY INNOVATION

Relightable applies the latest available technology to their products. Thanks to our direct ties with materials and LED manufacturers, we can evaluate new technology and apply it commercially.



RELIGHTABLE WHITE



The **Relightable White 11W** delivers an impressive 2000 lm with just 11 watts of power — housed in a disc of barely 7 mm thick. The tinted lens integrates seamlessly into the pool, without compromising light output.

2000 lm
LIGHT OUTPUT

11 W
POWER

7 mm
THICKNESS

100 mm
DIAMETER

28.5 V DC
VOLTAGE

4 m
CABLE (STANDARD)

- » **Ultra-thin profile** of just 7 mm — perfect for renovation and new build
- » **Dimmable via advanced controller** — DMX & RS485 compatible
- » Tinted lens for **seamless visual integration** in the pool
- » **Marine-grade connectors** — standard 4 m cable, optional 16 or 32 m
- » Included anti-twist piece **prevents cable torque** during installation

Flexible control: Just switching on and off? A standard power supply is sufficient. For dimming, DMX or RS485 integration, the advanced 24V DC controller is available.

RELIGHTABLE RGB



The **Relightable RGB** delivers 2500 lm in any desired colour — including composed white — with just a fraction of the usual power. The ultra-thin profile of 7 mm and the tinted lens ensure perfect integration in any pool.

2500 lm
LIGHT OUTPUT

17 W
POWER

7 mm
THICKNESS

100 mm
DIAMETER


28.5 V DC
VOLTAGE

4 m
CABLE (STANDARD)

- » **Free colour choice and composed white** via the advanced controller
- » **Dimmable via advanced controller** — DMX & RS485 compatible
- » **Ultra-thin profile of 7 mm** — ideal for renovation and new build
- » Tinted lens for **seamless aesthetic integration** in the pool
- » **Marine-grade connectors** — standard 4 m cable, optional 16 or 32 m
- » Included anti-twist piece **prevents cable torque** during installation

Fully configurable: Choose any colour from the full spectrum, compose a custom white or programme dynamic light scenes via DMX or RS485 — all from one compact 24V DC controller on DIN-rail.


Discover our accessories for a complete system



POWER SUPPLY


Compact DIN-rail module – 60W in 3U, 150W in 6U – for seamless integration into any electrical cabinet.

	60W	150W
WHITE	5x	12x
RGB	3x	8x




CONTROLLER

DIN-rail module offering full control over dimming and colour. Supports MODBus, RS485, DMX-512, Bluetooth and NFC. Compatible with on/off and pulse switches.




DECORATIVE FLANGE

High-quality finish for renovation and new build, including liner pools. Transparent design with 180° beam angle for maximum light distribution and seamless integration.



MOUNTING TOOL

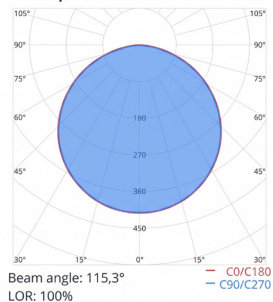
Specially designed for fast and error-free installation of all Relightable LED lamps. Guarantees the exact installation depth for a clean result.



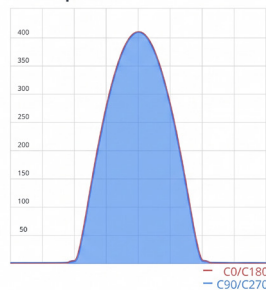
FLUSH MOUNT

Relightable lamps can be mounted fully flush with the pool wall in certain types of pools, allowing them to sit perfectly level with the wall. This creates a clean, minimalist result that is barely visible. A unique aesthetic advantage over traditional pool lighting, which typically protrudes from the wall and interrupts the finish.

Polar plot



Linear plot



PHOTOMETRIC FILES

LDT and IES files for all Relightable lamps are available on request for architects and designers. These files allow the lighting fixtures to be accurately simulated in any lighting design.